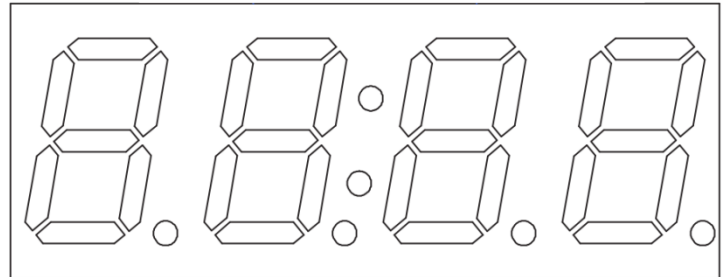


4-Digit 7-Segment LED Display

RE40563DBH1B

CHARACTERISTICS

- Package Dimensions : 50.4mm x 19mm x 8mm
- Digit height : 14.2mm (0.56 inch)
- Common Cathode
- High Luminous Intensity
- Low power requirement
- Stable performance
- Continuous Uniform Segments
- Easy Mounting on PCB Boards
- Long lifespan
- RoHS Compliant



4-Digit 0.56" Common Cathode 7-Segment LED Display

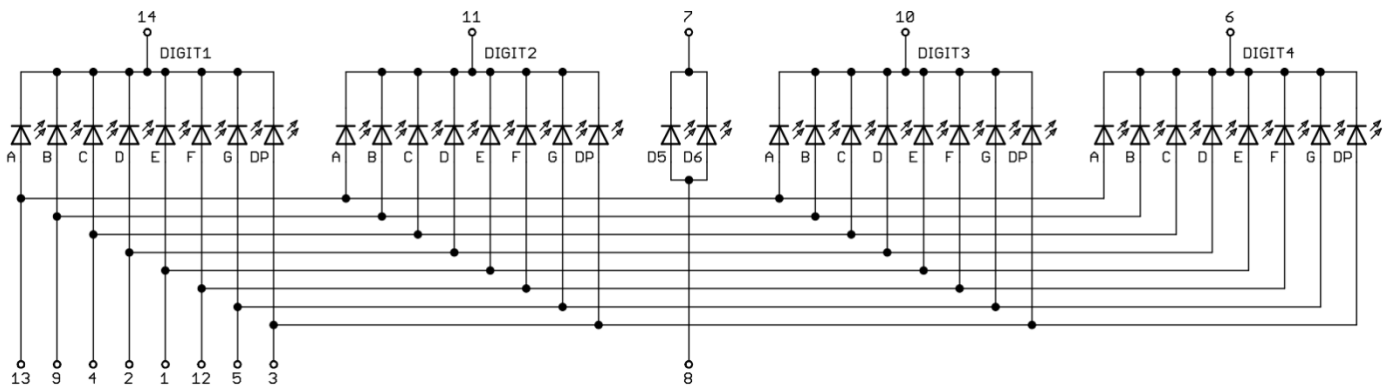
Blue

ORDER CODE	Color	
RE40563DBH1B	Blue	White Segments, Black Face Emitting Color: Ultra bright blue

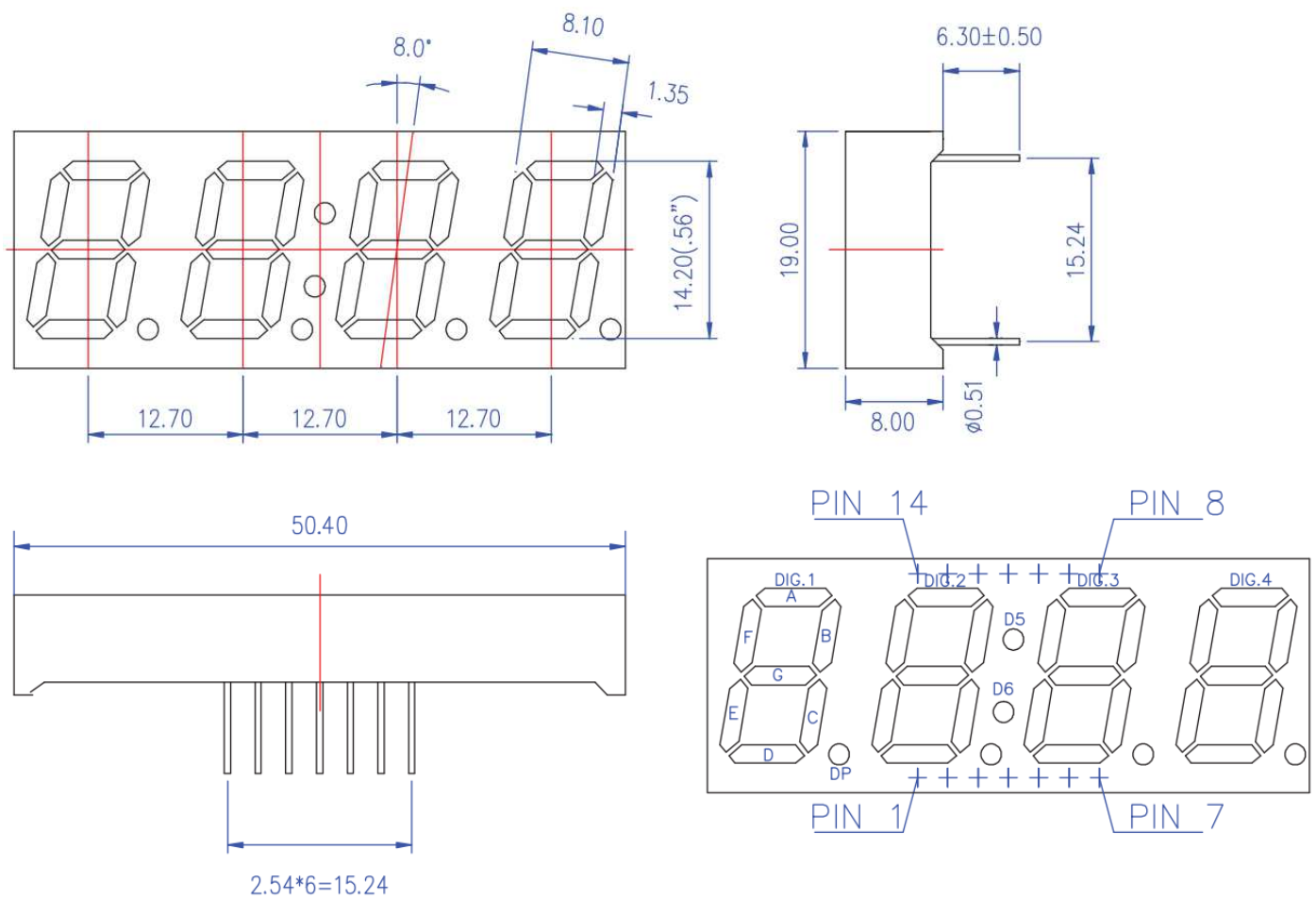
also available:

RE40563DG1B	Pure Green	White Segments, Black Face Emitting Color: Pure Green
RE40563DR1B	Ultra bright Red	White Segments, Black Face Emitting Color: Ultra bright red
RE40563DY1B	Yellow	White Segments, Black Face Emitting Color: Ultra bright yellow
RE40563DF1B	Orange/Amber	White Segments, Black Face Emitting Color: Ultra bright Orange

SEGMENT ROUTING DIAGRAM



DIMENSIONS AND PINOUT



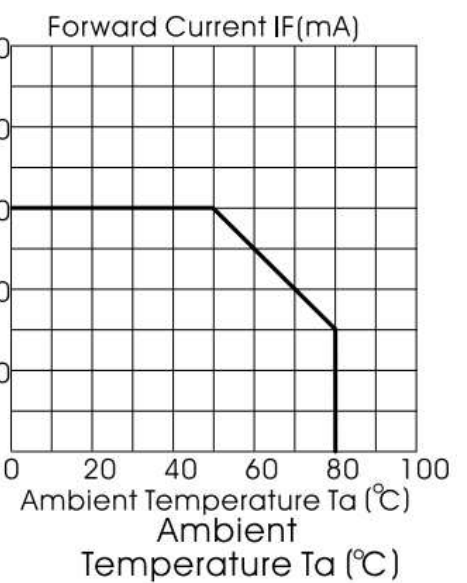
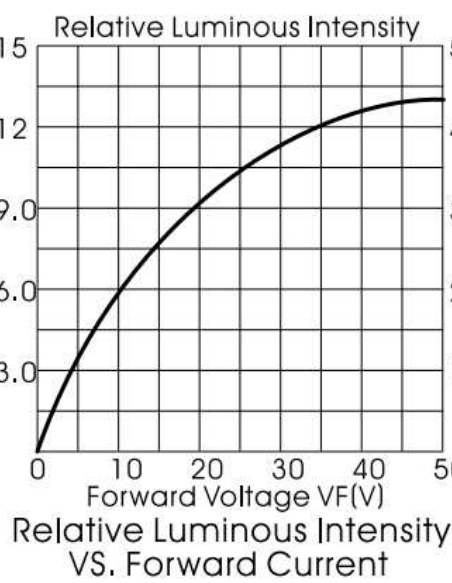
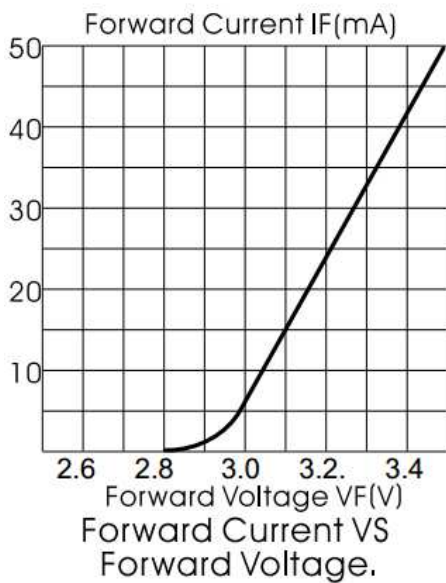
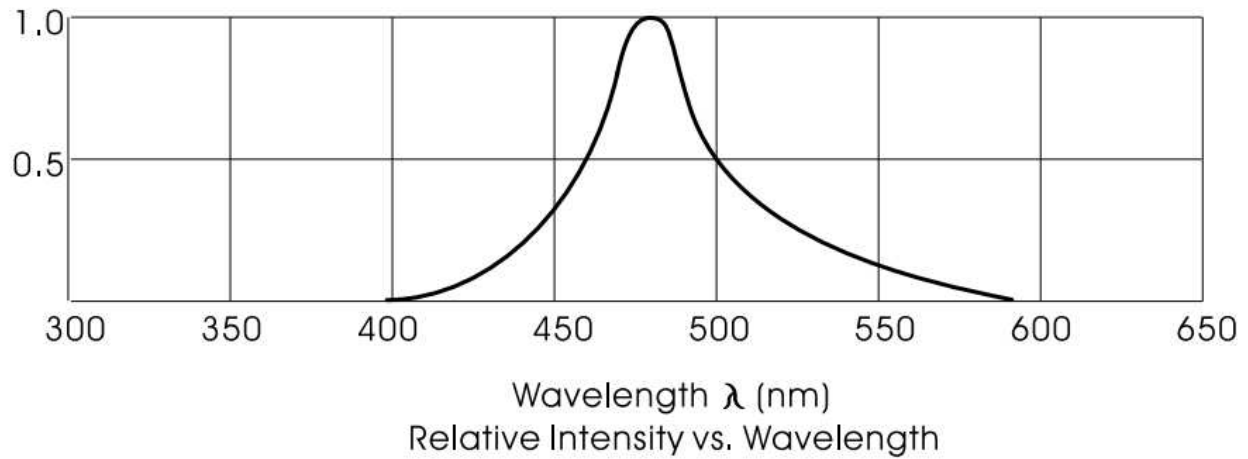
ABSOLUTE MAXIMUM RATINGS

Conditions: Ambient Temperature $T_A=25^{\circ}\text{C}$

Parameter	Symbol	Ratings	Unit
Forward Current (per dice)	I_{PM}	20	mA
Reverse Voltage(per dice)	V_R	5	V
Power Dissipation (per dice)	P_M	90	mW
Operating Temperature Range	T_{OPR}	-40 ... +85	$^{\circ}\text{C}$
Storage Temperature Range	T_{STG}	-40 ... +85	$^{\circ}\text{C}$
Solder Temperature (3 Seconds)	T_H	260	$^{\circ}\text{C}$

ELECTRICAL AND OPTICAL CHARACTERISTICS

Parameter	Symbol	Condition	Min	Typ	Max	Unit
Forward Voltage (per dice)	V_F	$I_F=20\text{mA}$	2,8		3,5	V
ReverseVoltage (per dice)	V_R	$I_R=10\text{mA}$	30			V
Luminous Intensity (per dice)	I_V	$I_F=20\text{mA}$	80		100	mcd
Spectrum With of Half Value	Δ	$I_F=20\text{mA}$		30		nm
Wavelength	D	$I_F=20\text{mA}$	460		465	nm
Solder Temperature 1.5mm below seating plane for 3 Seconds at 260°C						
LED working lifetime 100.000hrs						



Intended use

Displaying 4 Digits, for example time (hrs:min or min:sec).

Warning

To avoid damage due to electrostatic discharge (ESD), appropriate measures for ESD protection are to be taken for handling and only appropriately trained personnel should handle the board.

Disclaimer

This product is not authorized for use in safety-critical applications (such as life support) where a failure of this product would reasonably be expected to cause severe personal injury or death. Rodenhausen Electronic makes no warranty, representation or guarantee regarding the suitability of its products for any particular purpose, nor does Rodenhausen Electronic assume any liability arising out of the application or use of any product or circuit, and specifically disclaims any and all liability, including without limitation special, consequential or incidental damages.

“Typical” parameters which may be provided in this documentation and/or specifications can and do vary in different applications and actual performance may vary over time. All operating parameters, including “Typicals” must be validated for each customer application by customer’s technical experts. Rodenhausen Electronic reserve the right to make corrections, modifications, enhancements, improvements, and other changes to this product (including changes of layout, schematic and documentation) at any time and to discontinue this product without notice. Customers should obtain the latest relevant information before placing orders and should verify that such information is current and complete.

Note

No part of this documentation, including the products and software described in it, may be reproduced, transmitted, transcribed or translated into any language in any form or by any means, except documentation kept by the purchaser for backup purposes, without the express written permission of Rodenhausen Electronic. Products and corporate names appearing in this documentation may or may not be registered trademarks or copyrights of their respective companies, and are used only for identification or explanation and to the owners’ benefit, without intent to infringe.