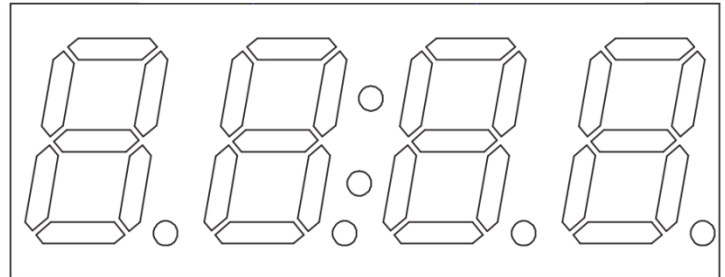


## 4-Digit 7-Segment LED Display

**RE40563DY1B**

### CHARACTERISTICS

- Package Dimensions : 50.4mm x 19mm x 8mm
- Digit height : 14.2mm (0.56 inch)
- Common Cathode
- High Luminous Intensity
- Low power requirement
- Stable performance
- Continuous Uniform Segments
- Easy Mounting on PCB Boards
- Long lifespan
- RoHS Compliant



4-Digit 0.56" Common Cathode 7-Segment LED Display

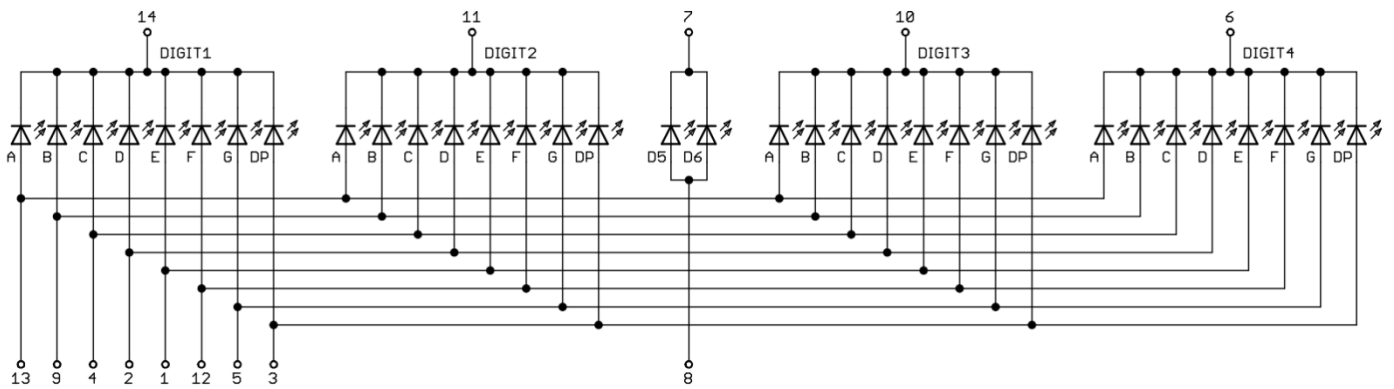
**Yellow**

ORDER CODE	Color	
RE40563DY1B	Yellow	White Segments, Black Face Emitting Color: Ultra bright yellow

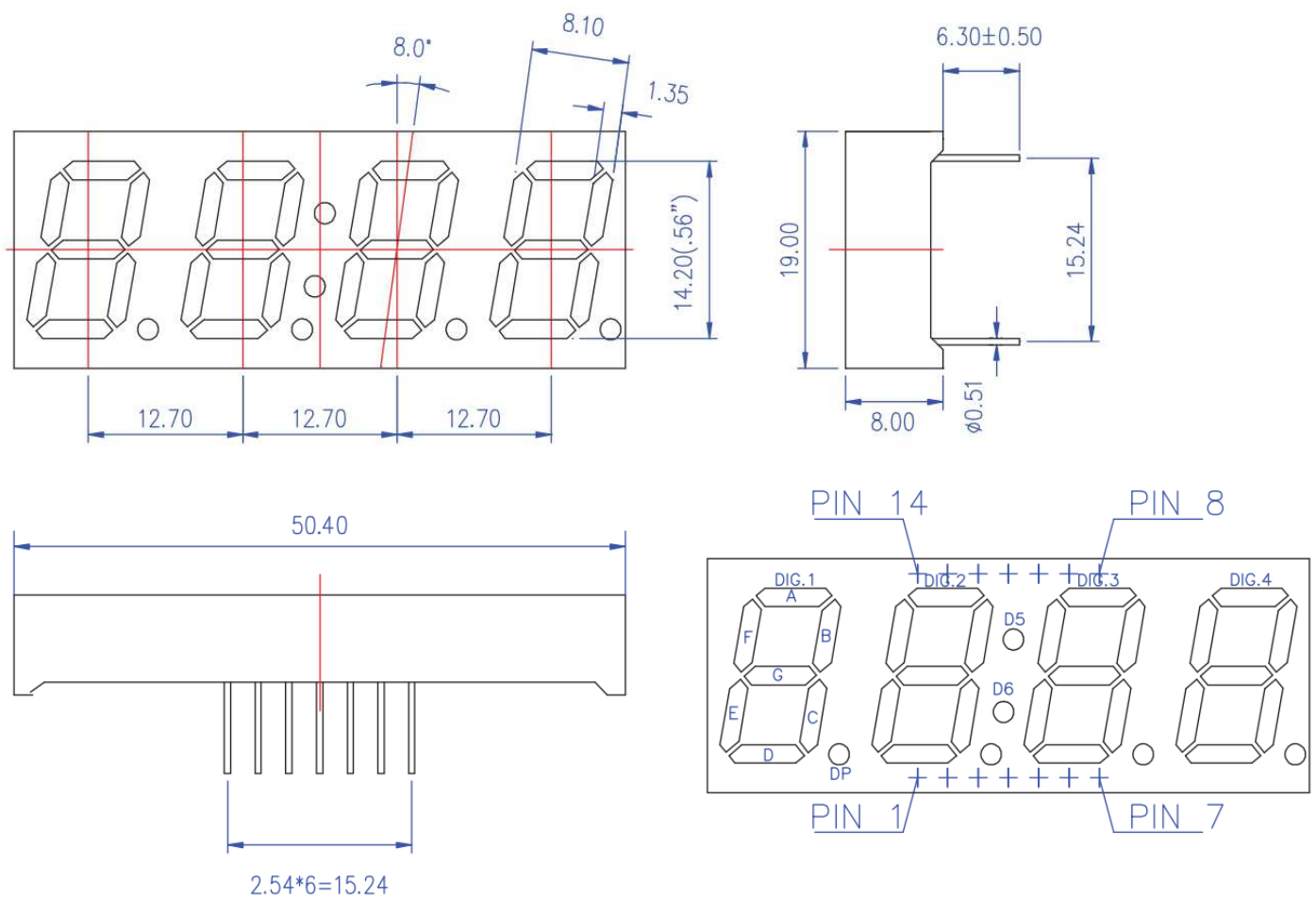
also available:

RE40563DG1B	Pure Green	White Segments, Black Face Emitting Color: Pure Green
RE40563DBH1B	Blue	White Segments, Black Face Emitting Color: Ultra bright blue
RE40563DR1B	Ultra bright Red	White Segments, Black Face Emitting Color: Ultra bright red
RE40563DF1B	Orange/Amber	White Segments, Black Face Emitting Color: Ultra bright Orange

## SEGMENT ROUTING DIAGRAM



## DIMENSIONS AND PINOUT



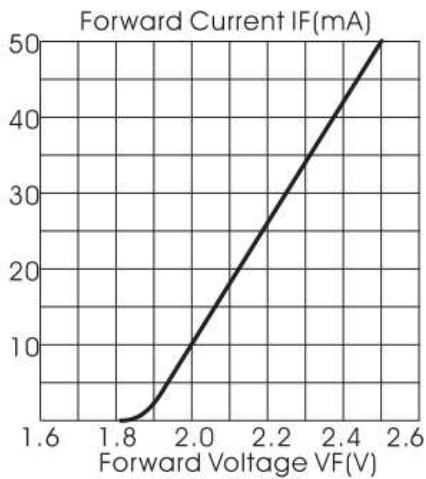
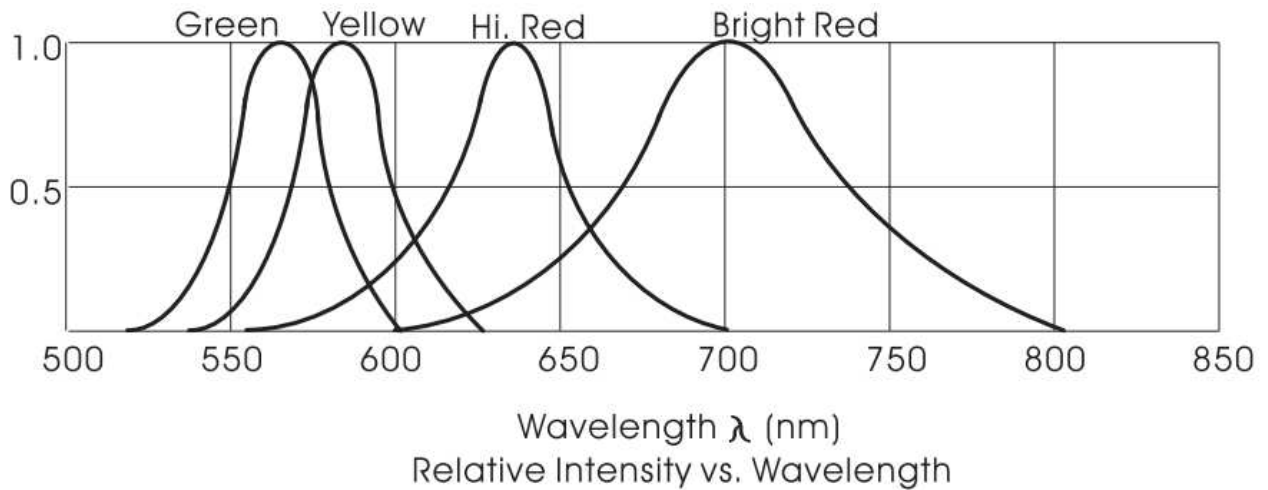
## ABSOLUTE MAXIMUM RATINGS

Conditions: Ambient Temperature  $T_A=25^{\circ}\text{C}$

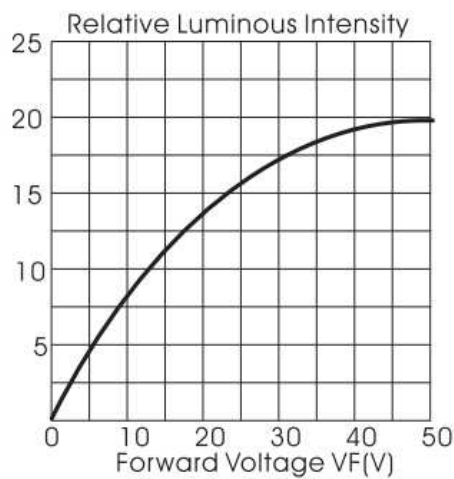
Parameter	Symbol	Ratings	Unit
Forward Current (per dice)	$I_{PM}$	20	mA
Reverse Voltage(per dice)	$V_R$	5	V
Power Dissipation (per dice)	$P_M$	60	mW
Operating Temperature Range	$T_{OPR}$	-40 ... +85	$^{\circ}\text{C}$
Storage Temperature Range	$T_{STG}$	-40 ... +85	$^{\circ}\text{C}$
Solder Temperature (3 Seconds)	$T_H$	260	$^{\circ}\text{C}$

## ELECTRICAL AND OPTICAL CHARACTERISTICS

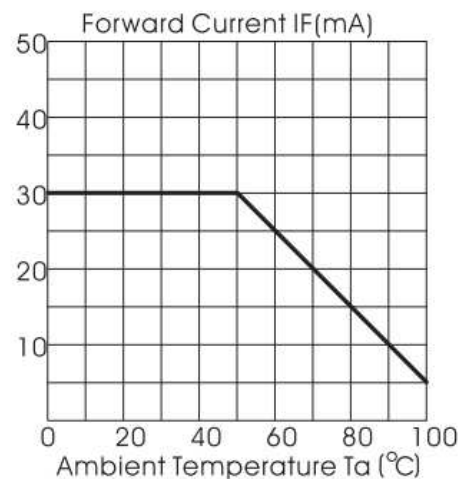
Parameter	Symbol	Condition	Min	Typ	Max	Unit
Forward Voltage (per dice)	$V_F$	$I_F=20\text{mA}$	1,8		2,5	V
Reverse Voltage (per dice)	$V_R$	$I_R=10\mu\text{A}$	5			V
Luminous Intensity (per dice)	$I_V$	$I_F=20\text{mA}$	70		80	mcd
Spectrum Width of Half Value	$\Delta$	$I_F=20\text{mA}$		30		nm
Wavelength	D	$I_F=20\text{mA}$	585		595	nm
Solder Temperature 1.5mm below seating plane for 3 Seconds at $260^{\circ}\text{C}$						
LED working lifetime 100.000hrs						



Forward Current VS Forward Voltage.



Relative Luminous Intensity VS. Forward Current



Ambient Temperature  $T_a$  (°C)

**Intended use**

Displaying 4 Digits, for example time (hrs:min or min:sec).

**Warning**

To avoid damage due to electrostatic discharge (ESD), appropriate measures for ESD protection are to be taken for handling and only appropriately trained personnel should handle the board.

**Disclaimer**

This product is not authorized for use in safety-critical applications (such as life support) where a failure of this product would reasonably be expected to cause severe personal injury or death. Rodenhausen Electronic makes no warranty, representation or guarantee regarding the suitability of its products for any particular purpose, nor does Rodenhausen Electronic assume any liability arising out of the application or use of any product or circuit, and specifically disclaims any and all liability, including without limitation special, consequential or incidental damages.

"Typical" parameters which may be provided in this documentation and/or specifications can and do varying different applications and actual performance may vary over time. All operating parameters, including "Typicals" must be validated for each customer application by customer's technical experts. Rodenhausen Electronic reserve the right to make corrections, modifications, enhancements, improvements, and other changes to this product (including changes of layout, schematic and documentation) at any time and to discontinue this product without notice. Customers should obtain the latest relevant information before placing orders and should verify that such information is current and complete.

**Note**

No part of this documentation, including the products and software described in it, may be reproduced, transmitted, transcribed or translated into any language in any form or by any means, except documentation kept by the purchaser for backup purposes, without the express written permission of Rodenhausen Electronic. Products and corporate names appearing in this documentation may or may not be registered trademarks or copyrights of their respective companies, and are used only for identification or explanation and to the owners' benefit, without intent to infringe.